




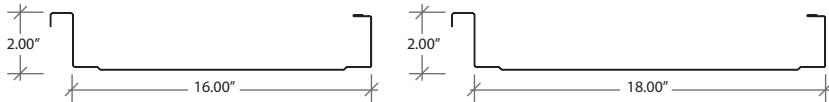
ML-200

2" MECHANICAL LOCK



ML-200 2" MECHANICAL LOCK

STANDING SEAM SYSTEMS



The **ML-200** Mechanical Lock (2" High Standing Seam) features structural performance as well as architectural aesthetics. **ML-200** Panels can be factory formed and/or fabricated, for all substrates, at project locations. Utilizes concealed fasteners with a fixed and/or floating clip system. The floating clip system reduces the effects of thermal stresses on the panels helping to maintain a beautifully smooth, and uniform appearance, despite fluctuations in temperature.

ML-200 Mechanical Lock Panel is a mechanically seamed, vertical leg, standing seam roof system that combines a 2-inch tall slim rib with an exceptional uplift resistance. **ML-200** Panels are designed to withstand the most rigorous weather conditions. The **ML-200** Panel is available in a 16 & 18 inch widths and allows for the installation directly over purlins and bar joists.

Features

- 24 GA steel
- Colors available on standard, premium and metallic.
- Coverage 16" and 18".
- On site factory made.
- Available in smooth, striated and stiffener ribs.
- UL Construction Numbers: TGKX90, TGKX180, TGKX180, TGKX238, TGKX238A, TGKX238B, TGKX298, TGKX437 TGKX449, TGKX451, TGKX452, TGKX482, TGKX487, TGKX633 and TGKX639.
- Uplift resistance of prepared roof-covering materials is UL2218 Class 90.
- Impact resistance of prepared roof-covering materials UL2218 Class 4.
- Fire tests of roof coverings UL790. External fire exposure.
- TDI Texas approved.

Product Specifications

- **Applications:** Roof
- **Coverage Widths:** 16", 18"
- **Minimum Slope:** 1/2:12
- **Panel Attachment:** Standing Seam System, Low, High (fixed or floating).
- **Gauges:** 24 (standard); 22 and 26 (optional)
- **Finishes:** Smooth, Striated and Stiffener Ribs.
- **Coatings:** Galvalume®, Durapon 70®, Ceranamel®.



SMOOTH



STIFFENER RIBS



STRIATIONS




QUALITY METALS © ALL RIGHTS RESERVED 2018



San Antonio • 2707 Castrovilla Rd • San Antonio, TX 78237 • (210) 227-7276 • Fax (210) 227-0329
McAllen • 2221 Austin Ave • McAllen, TX 78501 • (956) 627-2966 • Fax (956) 627-0918
Dallas • 2515 Willowbrook Rd 100 • Dallas, TX 75220 • (972) 331 6800 • Fax (972) 331 6803
Houston • 6460 Langfield Road • Houston, TX 77092 • (713) 944-4480 • Fax (713) 944-4430

ML-200

2" MECHANICAL LOCK



CATEGORY	CHARACTERISTIC	TEST METHOD	PURPOSE	RESULT
ENVIRONMENTAL	Air Leakage Through Roof Panel Joints	ASTM E1680	Determines the air leakage characteristics of metal roof panels under specified air pressure differences at ambient conditions	0.0035 cfm/ft ² at 1.57 psf static pressure 0.007 cfm/ft ² at 6.24 psf static pressures
	Water Penetration Through Roof Panel Joints	ASTM E1646	Determines the resistance to water penetration of metal roof panels under uniform static air pressure difference	No uncontrolled water penetration through the panel joints at a static pressure of 12.00 psf
	Impact Resistance	UL 2218	Determines Impact Resistance of prepared Roof Covering Materials	CLASS 4 RAITING
FIRE RESISTANCE	Room Fire Performance	UL 790	Standard for Standard Test Methods for Fire Tests of Roof Coverings	CLASS A FIRE RATING
	Room Fire Performance	UL 263	Standard for Standard Test Methods for Fire Tests of Roof Coverings	For use in Design Nos. TGKX90, TGKX180, TGKX238, TGKX238A, TGKX238B, TGKX298, TGKX437, TGKX449, TGKX451, TGKX452, TGKX482, TGKX487, TGKX633 and TGKX639
STRUCTURAL	Uplift Resistance	ASTM E 1592	Provides a standard procedure to evaluate or confirm structural performance under uniform static air pressure difference	TEST C 78.0 PSF TEST D. -282 PSF.

Design Wind Pressure	Purlins	Attachment of Panel to Steel Purlin
-78.0 psf	16 gauge steel purlin 5'0" on center	Clip w/2 fasteners - 5'0" O.C.
-282.0 psf	16 gauge steel purlin 1'0" on center	Clip w/2 fasteners - 1'0" O.C.



Descriptions and specifications contained herein were in effect at the time this publication was approved for printing. In a continuing effort to refine and improve products, Quality Metals reserves the right to discontinue products at any time or change specifications and/or designs without incurring obligation. To ensure you have the latest information available, please inquire or visit our website at www.saqualitymetals.com. Application details are for illustration purposes only and may not be appropriate for all environmental conditions, building designs or panel profiles. Projects should be designed to conform to applicable building codes, regulations and accepted industry practices. If there is a conflict between this manual and project erection drawings, the erection drawings will take precedence.

QUALITY METALS © ALL RIGHTS RESERVED 2018



San Antonio • 2707 Castroville Rd • San Antonio, TX 78237 • (210) 227-7276 • Fax (210) 227-0329
McAllen • 2221 Austin Ave • McAllen, TX 78501 • (956) 627-2966 • Fax (956) 627-0918
Dallas • 2515 Willowbrook Rd 100 • Dallas, TX 75220 • (972) 331 6800 • Fax (972) 331 6803
Houston • 6460 Langfield Road • Houston, TX 77092 • (713) 944-4480 • Fax (713) 944-4430